

HELP DOCUMENT

Table of Contents

Content	Page No
Disclaimer	2
Register, Log-In, Forgot Password and Change Password	3
Registration Process	3
Login Process	5
Forgot Password	6
Change Password	7
Application Submission Process	8
Page 1: Personal Information	9
Page 2: About the Company	10
Page 3: About the Company	11
Page 4: Preview and Submit	13

Disclaimer

To Submit the Application, kindly use one of the following Browser:

1. Internet Explorer – latest version
 2. Mozilla Firefox – latest version
 3. Google Chrome – latest version
- Application accepted from 23rd September 2021 to 18th October 2021.
 - One application per candidate is allowed.
 - Once submitted application cannot be changed or viewed.

Kindly go through the below document for assistance in submitting the Application. In case of any further queries kindly email the same to

- admin@indiaoppi.com
- clara.rodricks@indiaoppi.com

Register, Log-In, Forgot Password, Change Password


For submitting the application candidate will need to first register by clicking on **APPLY NOW** on the home page.

Registration Process


1. Click **APPLY NOW**
2. The following pop-up is displayed

The screenshot shows a registration form for OPPI (Organization of Pharmaceutical Professionals of India). The form is titled 'Register' and is overlaid on a blue background with a man's portrait. The form fields include: First Name*, Last Name*, Email*, Mobile* (with a dropdown for country code and a pre-filled number +91 81234 56789), Password*, and Confirm Password*. There is a checkbox for 'I'm not a robot' and a 'Register' button at the bottom.

3. To continue kindly fill below details: (all fields marked with an * are Mandatory)

First Name	Mandatory
Last Name	Mandatory
Email Id (this will be email Id which will be used for Login)	Mandatory
Mobile Number	Mandatory
Password (enter a Password which will be used for Login)	Mandatory
Confirm password (re-enter the same password in the Password text area)	Mandatory
I'm not a robot (click on the small box it will validate with a green tick mark)	Mandatory
	
After entering the required details click Register button	Mandatory

4. After completing the above registration process, you will receive your username and password on your registered email id.
5. After registering you will be redirected to the Application page.


HELP | Welcome, Clara | Change Password | Log Out

Organisation of Professional Professions of India

Application

Page 1: Personal Information
Page 2: About the Company 1
Page 3: About the Company 2
Preview & Submit

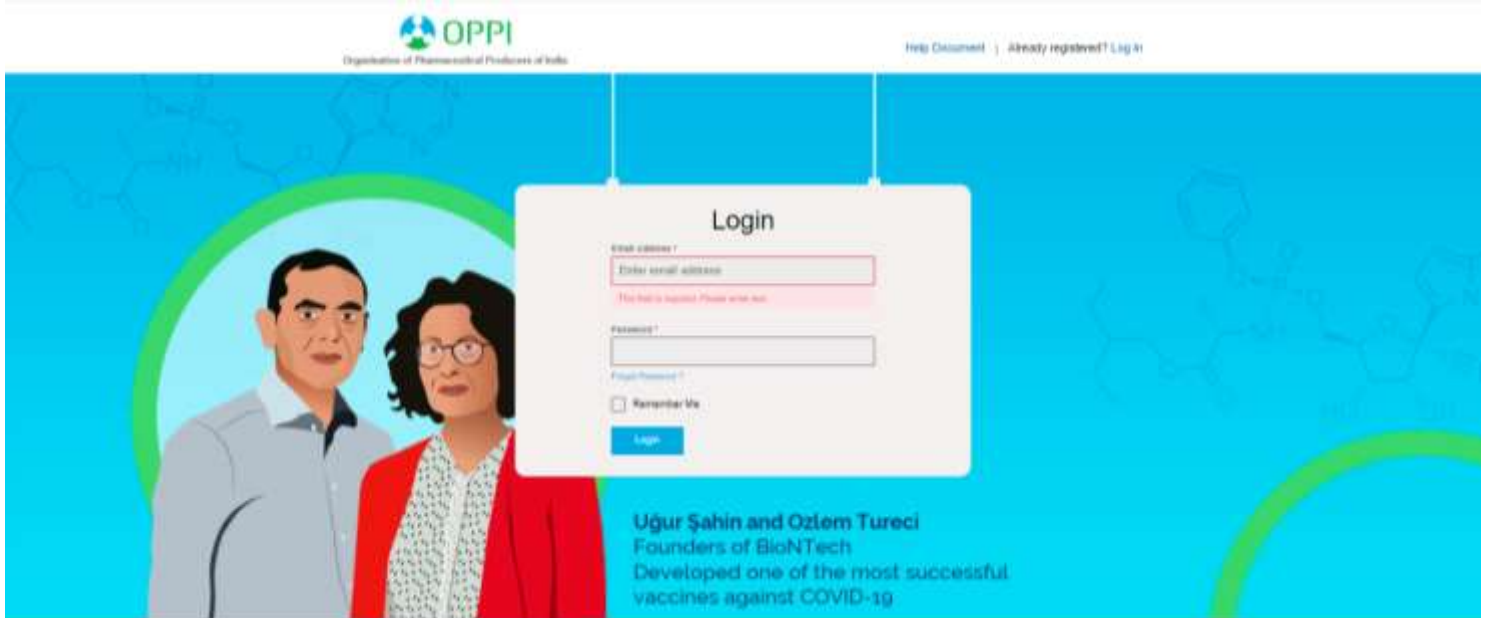
<p>First Name *</p> <input type="text" value="Clara"/>	<p>Last Name *</p> <input type="text" value="Rodricks"/>
<p>Email Address *</p> <input type="text" value="clara.h.rego@gmail.com"/>	<p>Mobile *</p> <input type="text" value="+91 98193 80644"/>
<p>Company Name *</p> <input type="text"/> <p style="font-size: small; color: red;">This field is required. Please enter text.</p>	<p>Designation *</p> <input type="text"/> <p style="font-size: small; color: red;">This field is required. Please enter text.</p>
<p>Category of work *</p> <input type="text" value="Select"/>	<p>Company Website *</p> <input type="text" value="www.indiapp.com"/>
<p>Company Address *</p> <div style="border: 1px solid #ccc; height: 40px; width: 100%;"></div> <p style="font-size: small; color: red;">This field is required. Please enter text.</p>	
<p>Introduction to product or service *</p> <div style="border: 1px solid #ccc; height: 40px; width: 100%;"></div> <p style="font-size: small; color: red;">This field is required. Please enter text.</p>	
<p>How does it offer team building solutions to (customer), amongst the employees *</p> <div style="border: 1px solid #ccc; height: 40px; width: 100%;"></div> <p style="font-size: small; color: red;">This field is required. Please enter text.</p>	
<p>Describe the need/requirement for setting up with this solution/product *</p> <div style="border: 1px solid #ccc; height: 40px; width: 100%;"></div>	
<p>Team/level/ability of the product to make it successful/able to overcome/achieve of the product/idea, say to implement *</p> <div style="border: 1px solid #ccc; height: 40px; width: 100%;"></div> <p style="font-size: small; color: red;">This field is required. Please enter text.</p> <p style="font-size: x-small; color: gray;">(Please mention NA, if not applicable)</p>	

All Rights Reserved © 2021
With experienced team members of IBM, Oracle, Perficient and Google Cloud.

Login Process

You can register and later visit the site to complete the process. In order to do the same, you will need to login using the registered email id and password entered while registering for the first time.

1. Click **Login In** link on the top right corner of the banner.
2. The following screen is displayed



3. To continue kindly fill:

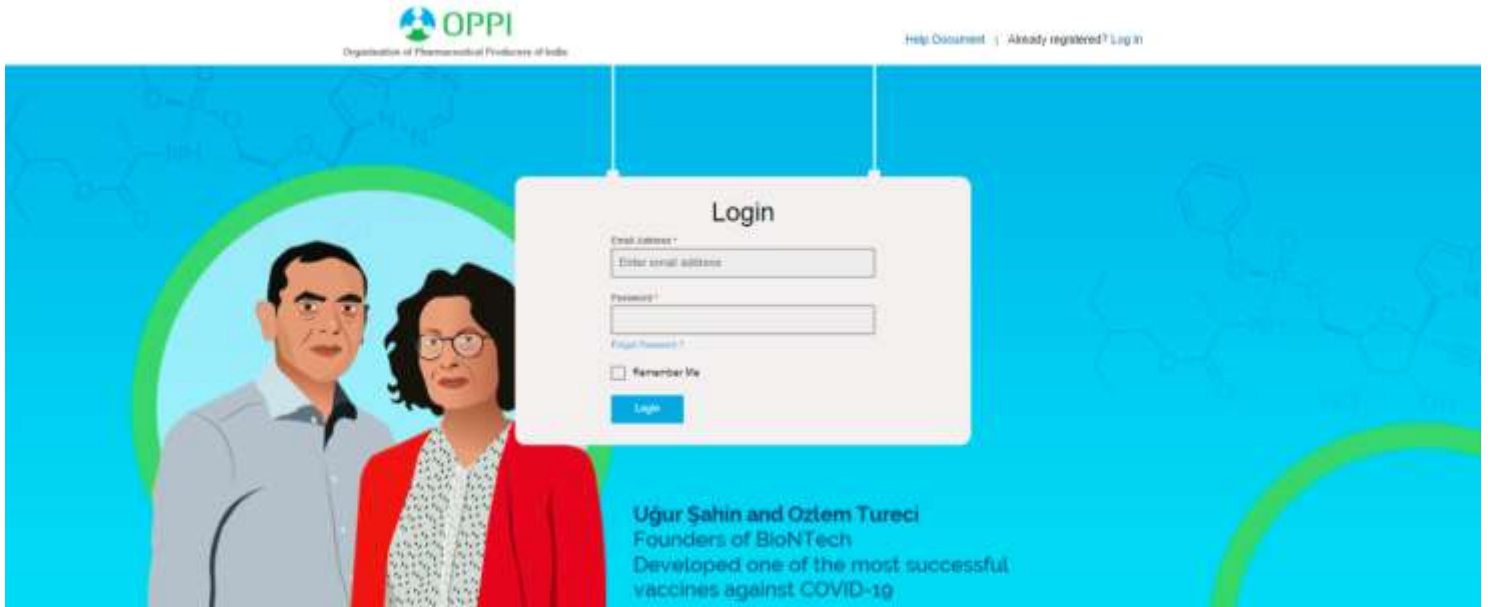
Email Id (entered while registering)	Mandatory
Password (entered while registering)	Mandatory

4. Click **Login** to proceed to your application

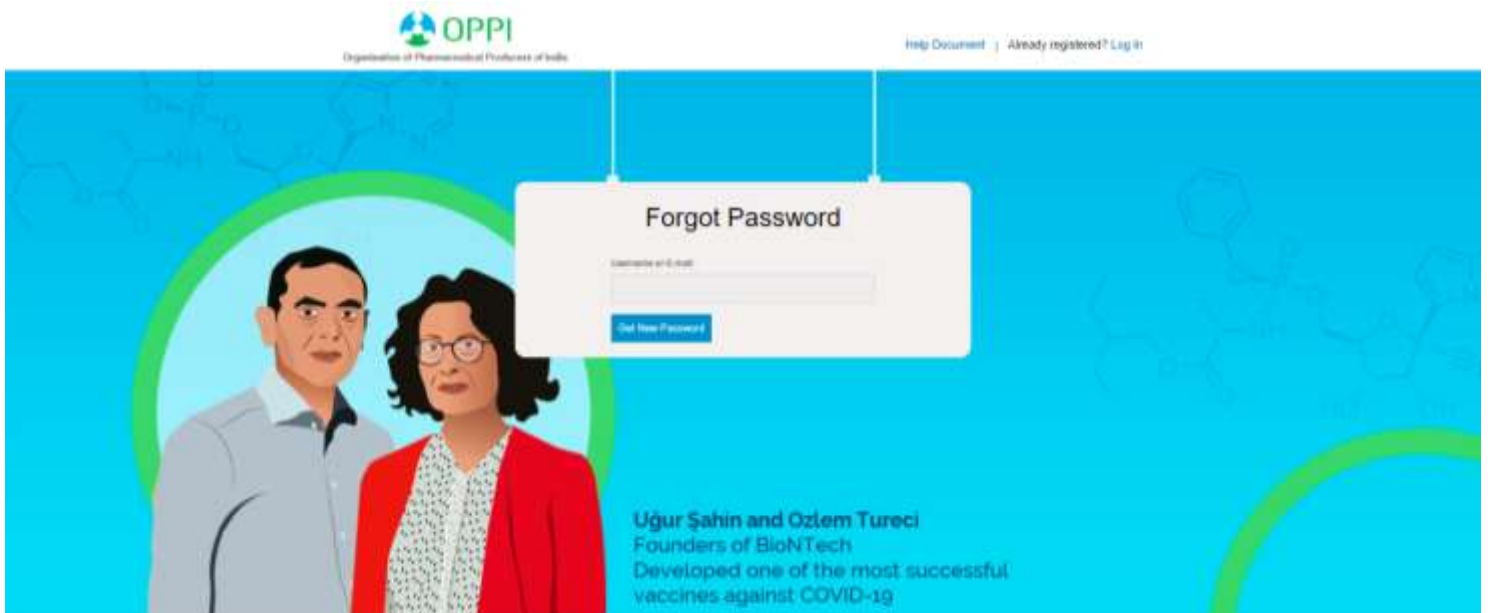
Forgot Password

In case you forget your password, which was entered during Registration:

1. Kindly click on Log in – below password there is an option as [Forgot Password ?](#)



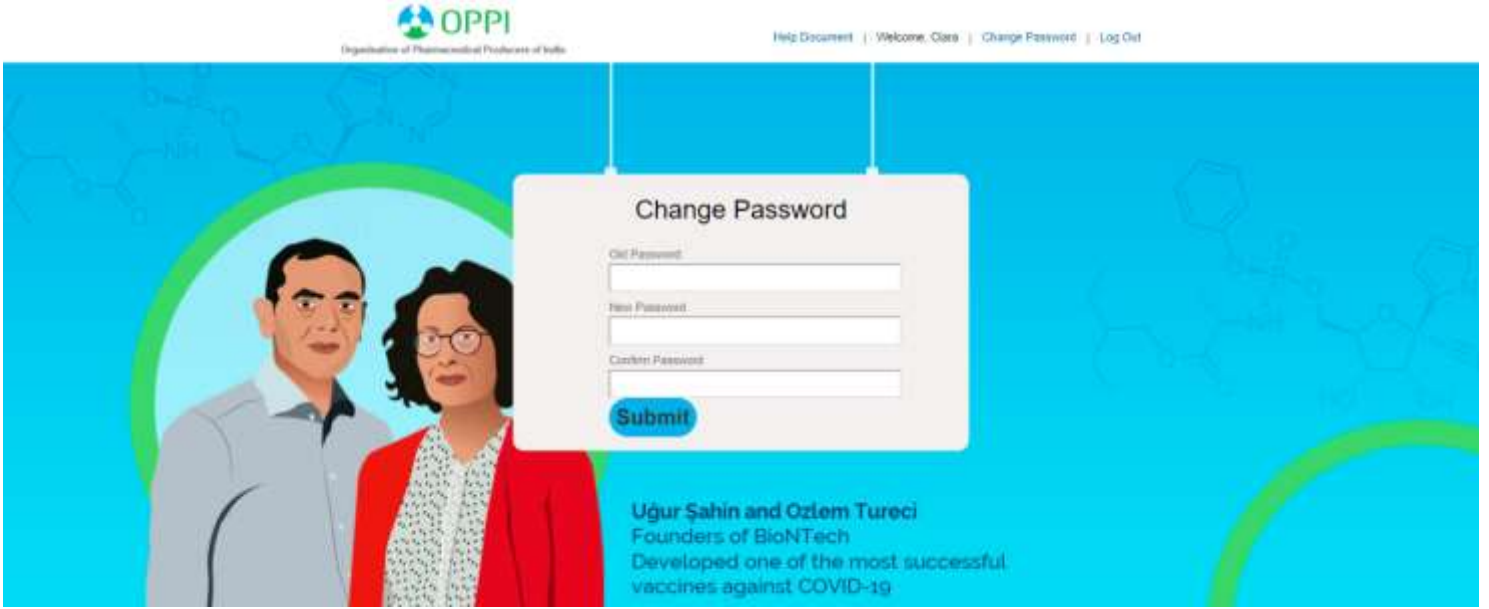
2. Once you click [Forgot Password](#), following screen will be displayed.



3. Enter your Username or Email id (entered while registering)
4. Click **Get New Password** - A new password will be sent to your registered email id.

Change Password

5. Login with your new password (received on registered email id)
6. Click on Change Password
7. Fill the below details and click **Submit** to continue with your application



OPPI
Organization of Pharmaceutical Producers of India

Help Document | Welcome, Guest | Change Password | Log Out

Change Password

Old Password

New Password


Confirm Password

Submit

Uğur Şahin and Özlem Tureci
Founders of BioNTech
Developed one of the most successful
vaccines against COVID-19

Application Submission Process

Post Log in you will be redirected to the below page



[HELP](#) | [Welcome, Brian](#) | [Change Password](#) | [Log Out](#)

Application

Page 1: Personal Information
Page 2: About the Company 1
Page 3: About the Company 2
Preview & Submit

First Name* <input type="text" value="Brian"/>	Last Name* <input type="text" value="Rodricks"/>
Email Address* <input type="text" value="brian.rodricks@gmail.com"/>	Mobile* <input type="text" value="+91 97094 29040"/>
Company Name* <input type="text" value="I"/> <p style="font-size: 8px; color: #f00; margin-top: 2px;">This field is required. Please enter text.</p>	Description* <input type="text"/> <p style="font-size: 8px; color: #f00; margin-top: 2px;">This field is required. Please enter text.</p>
Category of work* <input type="text" value="Select"/> <p style="font-size: 8px; color: #f00; margin-top: 2px;">This field is required. Please select a value.</p>	Company Website* <input type="text"/> <p style="font-size: 8px; color: #f00; margin-top: 2px;">This field is required. Please input a valid URL.</p>
Company R&D* <div style="border: 1px solid #ccc; height: 40px; width: 100%;"></div> <p style="font-size: 8px; color: #f00; margin-top: 2px;">This field is required. Please enter text.</p>	
Keywords for product or service* <div style="border: 1px solid #ccc; height: 40px; width: 100%;"></div> <p style="font-size: 8px; color: #f00; margin-top: 2px;">This field is required. Please enter text.</p>	
Keywords, if differ from existing categories, to be searched, amongst the category* <div style="border: 1px solid #ccc; height: 40px; width: 100%;"></div> <p style="font-size: 8px; color: #f00; margin-top: 2px;">This field is required. Please enter text.</p>	
Do you file the patent application for working up with this candidate/product* <div style="border: 1px solid #ccc; height: 40px; width: 100%;"></div> <p style="font-size: 8px; color: #f00; margin-top: 2px;">This field is required. Please enter text.</p>	
Technological ability of the product to make it marketable with commercialization of the product/idea, say it's implement* <div style="border: 1px solid #ccc; height: 40px; width: 100%;"></div> <p style="font-size: 8px; color: #f00; margin-top: 2px;">This field is required. Please enter text.</p> <p style="font-size: 8px; margin-top: 2px;">(Please mention NA, if not applicable)</p>	

There are 4 pages which are visible in the form:

1. Personal information
2. About the company
3. About the company
4. Preview and Submit

Page 1: Personal Information

All data entered during registration will be by default filled in the personal information page.

1. Kindly fill the details in the respective box/fields which will be either auto filled or need to be filled Manually

First Name	Mandatory	Auto filled
Last Name	Mandatory	Auto filled
Email Id (this will be email Id which will be used for Login)	Mandatory	Auto filled
Mobile Number	Mandatory	Auto filled
Company Name	Mandatory	Manual Filling
Designation	Mandatory	Manual Filling
Category of work	Mandatory	Select from the drop down (or) Select Others
Others (a new field will appear)		Manual Filling
Company Website	Mandatory	Manual Filling
Company Brief	Mandatory	Manual Filling
Innovation in product or service ?	Mandatory	Manual Filling
How does it differ from existing solutions in the market: competitive analysis	Mandatory	Manual Filling
Describe the need analysis for coming up with this solution/product	Mandatory	Manual Filling
Transnational ability of the product to make it marketable/sale-able commercialization of the product/idea: easy to implement	Mandatory	Manual Filling (Please mention NA if not applicable)

2. Click **Next** (this will take you to next page of the application form)

Page 2: About the Company

- The following section is displayed, kindly fill all the details.

Organisation of Pharmaceutical Producers of India

HELP | Welcome, Clara | Change Password | Log Out

Application

Page 1: Personal Information | Page 2: About the Company 1 | Page 3: About the Company 2 | Preview & Submit

In this section please provide details about business presence and reach (For ex. followers, downloads, active users, registered users, website traffic, etc.)
If the medium is not applicable please mention "NA" in text space

How have you marketed your product or service? *

App *

Website *

Social media *

Physical outlets *

PDF, photos and video uploads *

Drag and Drop (or) [Choose Files](#)

Maximum file size 8 MB

Future expansion plans over the next 3 years *


Previous Next

- In this section, please provide details about business presence and reach (For e.g. followers, downloads, active users, registered users, website traffic, etc.) If the medium is not applicable, please mention "NA" in text space

How have you marketed your product or service?	Mandatory	Manual Filling
App	Mandatory	Manual Filling
Website	Mandatory	Manual Filling
Social media	Mandatory	Manual Filling
Physical outlets	Mandatory	Manual Filling
Upload PDF, Photo or Video (upto 5 attachments). Maximum file size 8 MB (each file)	Mandatory	Upload file
Future expansion plans over the next 3 years	Mandatory	Manual Filling


3. Click **Next** (this will take you to next page of the application form. To view the earlier page, click Previous)

For UPLOADS please note:

- Maximum file size allowed is only 8 MB
- Maximum 5 documents are allowed to be uploaded (pdf, photo, video)
- To add multiple files there are 2 options
 - drag and drop (pdf, photo, video) the from respective folder in the upload box
 - click Choose Files and select (pdf, photo, video) from respective folder
- Below every uploaded file there is Preview option to view the file
- To Delete any uploaded file, click 

Page 3: About the Company

1. The following section will be displayed.


HELP | Welcome, Tisa | Change Password | Log Out

Application

[Page 1: Personal Information](#) |
 [Page 2: About the Company 1](#) |
 [Page 3: About the Company 2](#) |
 [Review & Submit](#)

How has your work up till your education and work up?

Customer Relationship

Number of employees

Details of Board of Directors

Details of the Investors

Multi ownership of the business

Partners

What are the benefits of your production/ services, amongst the market?

Previous
Next

2. Kindly fill/upload the details in the respective box/field

How does your start-up help your customer and end-user	Mandatory	Manual Filling
Customer Testimonial (If not applicable, please mention "NA" in the text space)	Mandatory	Manual Filling
Upload Customer Testimonial <ul style="list-style-type: none"> Upload PDF, Photo or Video (upto 5 attachments). Maximum file size 8 MB (each file) 	Non - Mandatory	Upload file
Number of employees	Mandatory	Manual Filling
Details of board of directors	Mandatory	Manual Filling
Upload details of board of directors <ul style="list-style-type: none"> Upload PDF, Photo or Video (upto 5 attachments). Maximum file size 8 MB (each file) 	Mandatory	Upload file
Details of the investors	Mandatory	Manual Filling
Upload Details of the investors <ul style="list-style-type: none"> Upload PDF, Photo or Video (upto 5 attachments). Maximum file size 8 MB (each file) 	Non - Mandatory	Upload file
Media mentions / Accolades (Please include mentions in academic publications such as campus magazines, research publications, etc.)	Non - Mandatory	Manual Filling
Upload Media mentions / Accolades <ul style="list-style-type: none"> Upload PDF, Photo or Video (upto 5 attachments). Maximum file size 8 MB (each file) 	Non - Mandatory	Upload file
Patents (Include approved and/or applied)	Non - Mandatory	Manual Filling
What are the benefits of your product/service: competitive analysis	Mandatory	Manual Filling

3. Click **Next** (this will take you to next page of the application form. To view the earlier page, click Previous)

For UPLOADS please note:

- Maximum file size allowed is only 8 MB
- Maximum 5 documents are allowed to be uploaded (pdf, photo, video)
- To add multiple files there are 2 options
 - drag and drop (pdf, photo, video) the from respective folder in the upload box
 - click Choose Files and select (pdf, photo, video) from respective folder
- Below every uploaded file there is Preview option to view the file

- To Delete any uploaded file, click



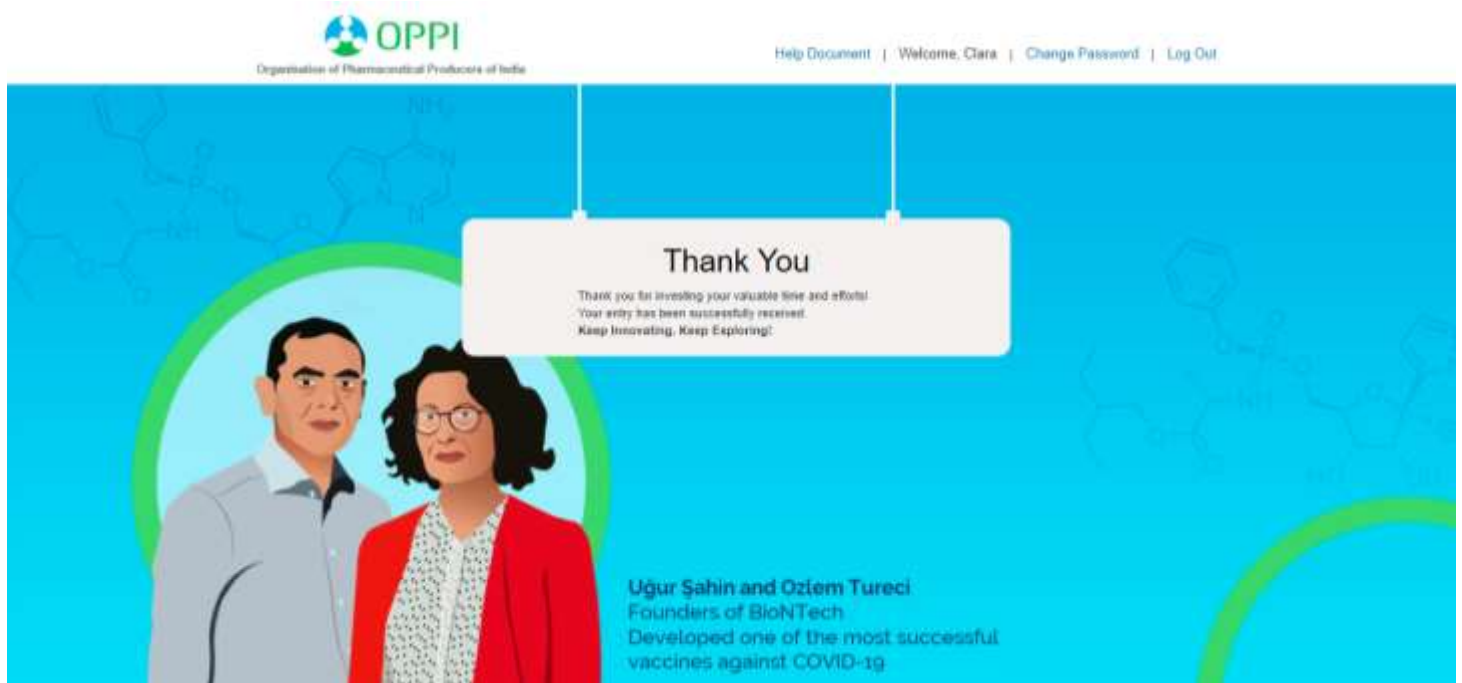
Page 4: Preview and Submit

1. The complete application form is visible for review and changes (if any)

The screenshot displays the 'Application' form on the OPPI website. The form is divided into several sections with expandable/collapsible options:

- Personal Information:** Fields for First Name, Last Name, Email Address, Phone Number, Company Name, Designation, Company Website, and Company Website (Alternate).
- Company Information:** Fields for Company Name, Address, and a dropdown for 'Country of Residence'.
- Product Information:** A section titled 'How Many Products Are You Planning to Register in the Market, Complete the Table Below' containing a table with columns for 'Product Name', 'Product Category', and 'Product Status'. The table lists several products, each with a checkbox in the 'Product Status' column.
- Registration Details:** Fields for 'How Many Products Are You Planning to Register?' and 'How Many Products Are You Planning to Register in the Market, Complete the Table Below'.
- Additional Information:** Fields for 'How Many Products Are You Planning to Register?' and 'How Many Products Are You Planning to Register in the Market, Complete the Table Below'.

1. In Preview and Submit page, kindly check all the details entered by you in Page 1, 2 & 3.
2. If any detail needs to be changed, kindly go to respective page, and make the necessary changes. Post making changes, click Next button till you come to preview and submit page and view the changes.
3. Check the updates in Page 4 (Preview and Submit).
4. To view the attachments - click on the Preview link appearing under each document/file.
5. Once all the details are verified and confirmed, click **Submit** to submit your application.
6. Thank you screen like below will be displayed



7. You will receive a Thank you email on the registered email id.

Note: Once submitted, you cannot make any change and you will not be able to view your application. If you Login from the Home page the following page will be displayed indicating, you have already submitted the application and you will be redirected to the above displayed Thank You page after clicking OK.